Welcome!

Election Day Poll Worker Class

December 12th, 2026
Joint General Runoff Elections

Dates & Times

Early Voting

Monday, November 30 – Tuesday, December 8, 2026

7:00AM – 7:00PM, Monday – Saturday

12:00PM – 6:00PM, Sunday

Election Day

Saturday, December 12, 2026

7:00AM – 7:00PM

Poll Worker Eligibility

A person is ineligible to serve as an election judge or clerk if:

- **The person holds an elected public office. [Sec. 32.052]**
- **The person is an opposed candidate. [Sec. 32.053]**
- **The person is an employee of an opposed candidate. [Sec. 32.054]**
- **The person is a relative of an opposed candidate. [Sec. 32.054]**
- **The person is the campaign treasurer. [Sec. 32.055]**
- **The person is the campaign manager. [Sec. 32.0551]**
- **The person has been finally convicted of an election offense. [Sec. 32.0552]**

Oath

Now we'll take the oath of Election Worker

Make sure the information is filled out *legibly*

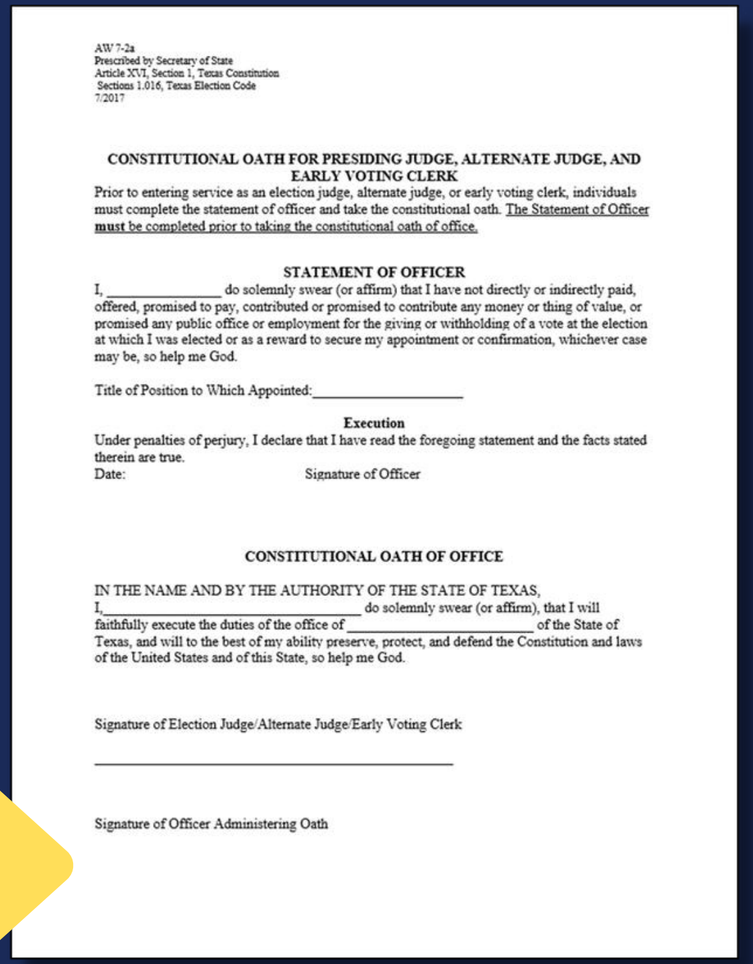

AW 7-2a
Prescribed by Secretary of State
Article XVI, Section 1, Texas Constitution
Sections 1.016, Texas Election Code
7/2017

CONSTITUTIONAL OATH FOR PRESIDING JUDGE, ALTERNATE JUDGE, AND EARLY VOTING CLERK

Prior to entering service as an election judge, alternate judge, or early voting clerk, individuals must complete the statement of officer and take the constitutional oath. The Statement of Officer **must** be completed prior to taking the constitutional oath of office.

STATEMENT OF OFFICER

I, _____ do solemnly swear (or affirm) that I have not directly or indirectly paid, offered, promised to pay, contributed or promised to contribute any money or thing of value, or promised any public office or employment for the giving or withholding of a vote at the election at which I was elected or as a reward to secure my appointment or confirmation, whichever case may be, so help me God.

Title of Position to Which Appointed:_____

Execution

Under penalties of perjury, I declare that I have read the foregoing statement and the facts stated therein are true.

Date: Signature of Officer

CONSTITUTIONAL OATH OF OFFICE

IN THE NAME AND BY THE AUTHORITY OF THE STATE OF TEXAS,
I,_____ do solemnly swear (or affirm), that I will faithfully execute the duties of the office of _____ of the State of Texas, and will to the best of my ability preserve, protect, and defend the Constitution and laws of the United States and of this State, so help me God.

Signature of Election Judge/Alternate Judge/Early Voting Clerk

_____

Signature of Officer Administering Oath

Leave the bottom line blank



Agenda

- What’s New: Manual Supplemental, Checklists
- Reminders
- Table training: Opening Procedures, Check-in drills
- Break
- Curbside Voting Overview
- Table training: Voter Check-in drills, Closing Procedures
- Register of Official Ballots/Ballot Seal Certificate

What's New?

- **Manual updated for 2026. Refer to the manual you received today for information.**
- **Refer to supplemental for GR26 specific information.**



What's New? Checklists

Election Day Open/Close Checklists

Your table trainers will go through these with you today

File in Admin Folder

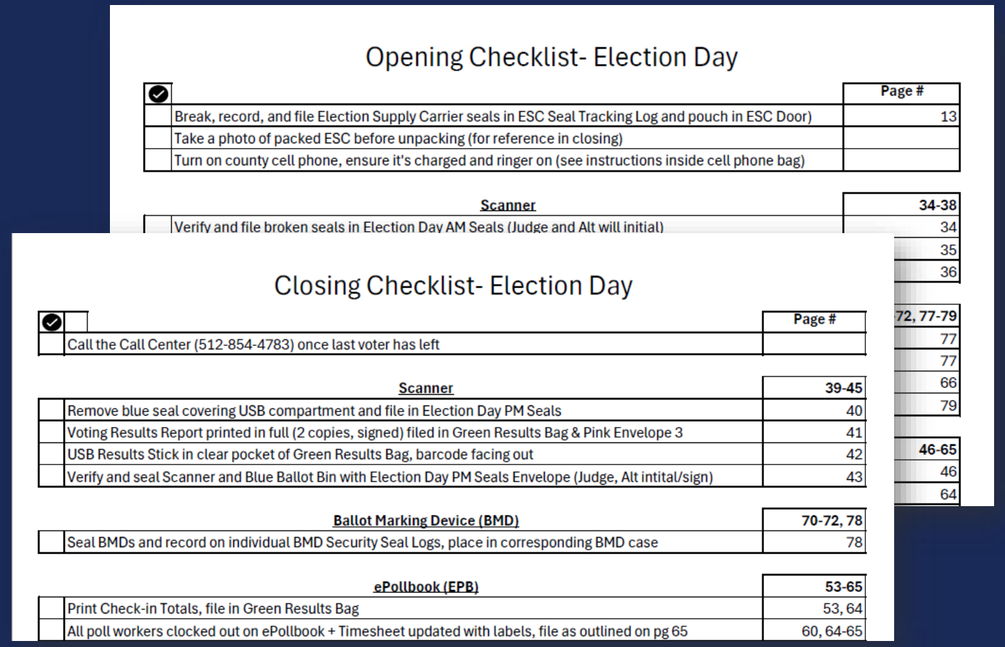

Opening Checklist- Election Day

✓		Page #
	Break, record, and file Election Supply Carrier seals in ESC Seal Tracking Log and pouch in ESC Door)	13
	Take a photo of packed ESC before unpacking (for reference in closing)	
	Turn on county cell phone, ensure it's charged and ringer on (see instructions inside cell phone bag)	
	Scanner	**34-38**
	Verify and file broken seals in Election Day AM Seals (Judge and Alt will initial)	34
		35
		36
		72, 77-79
		77
		77
		66
		79
		46-65
		46
		64

Closing Checklist- Election Day

✓		Page #
	Call the Call Center (512-854-4783) once last voter has left	
	Scanner	**39-45**
	Remove blue seal covering USB compartment and file in Election Day PM Seals	40
	Voting Results Report printed in full (2 copies, signed) filed in Green Results Bag & Pink Envelope 3	41
	USB Results Stick in clear pocket of Green Results Bag, barcode facing out	42
	Verify and seal Scanner and Blue Ballot Bin with Election Day PM Seals Envelope (Judge, Alt intital/sign)	43
	Ballot Marking Device (BMD)	**70-72, 78**
	Seal BMDs and record on individual BMD Security Seal Logs, place in corresponding BMD case	78
	ePollbook (EPB)	**53-65**
	Print Check-in Totals, file in Green Results Bag	53, 64
	All poll workers clocked out on ePollbook + Timesheet updated with labels, file as outlined on pg 65	60, 64-65

At your sites, use the checklist ALONG WITH your manual.

Reminder:

- **Pre-Numbered Ballots**
  - **You must inspect and count the ballots after opening and before issuing to voters.**
  - **The ballots must be given out in random order. Once an open package is inspected, disarrange the ballots.**
  - **Keep ballots with serial number face down when distributing ballots to voters.**





Media

Do not speak with media in your role as a poll worker.

Media must stay outside 100-foot electioneering boundary.

Report any media presence at your site to the Call Center immediately.

Refer media to:

(512) 854-4783
CountyClerk@TravisCountyTx.gov

Reminder- Ballot Card Selection





- Voters should select their own ballot card.*
- Option 1: Spread at least 3 ballots on the table by the ePollbooks that voters can select from. Replenish as needed.
- Option 2: If space is limited, you can pick up at least 3 ballots from the top of one stack of disarranged ballots and allow the voter to select their ballot.

Supplemental Handout; *After a voter is accepted for voting, the voter shall select a ballot, go to a voting station, and prepare the ballot. (Sec. 64.001)



Electioneering

It is prohibited to electioneer, including expressing preference for or against any candidate, measure, or political party, regardless of whether they are or are not on the ballot, or relating to the conduct of an election. Tex. Elec. Code Sections 61.003, 85.036.

Electioneering

NOT Allowed:

- **Support or campaign slogans, candidates, parties or measures (current or past)**
- **“Vote Green Party!”**
- **WITHIN 100-foot boundary or 20-foot curbside boundary**
- **Posting or sharing voter guides**

Call the Call Center!



Electioneering

Allowed:

- **Support for specific organization (ex: NRA, BLM)**
- **Support for an issue (ex: Protect Big Bend)**
- **“Voting Matters!”**
- **Support for candidates, parties or measures OUTSIDE the 100-foot boundary and 20-foot curbside boundary**



Electronic Devices

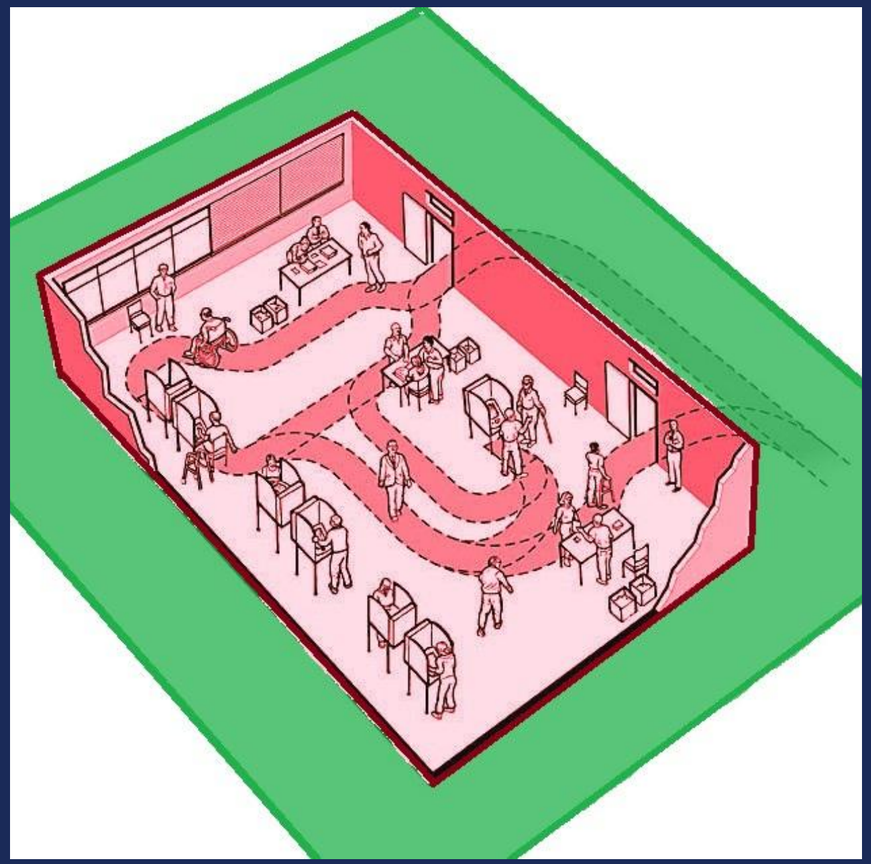

GREEN ZONE PHONE USE

- Acceptable:
  - Looking up ballot
  - Texting
  - Checking Email
- Not Acceptable:
  - Video recording
  - Audio recording
  - Taking photos
  - Phone calls

RED ZONE PHONE USE

- Must be put away and out of sight.



7-33
Prescribed by Secretary of State
Secs. 33.051, 61.014, and 62.0111, Texas Election Code
9/2020

TRAVIS COUNTY TEXAS
ELECTIONS DIVISION
STATE OF TEXAS

NOTICE PROHIBITION OF WIRELESS COMMUNICATION DEVICES

NOTIFICACION PROHIBICIÓN DE CIERTOS DISPOSITIVOS DE COMUNICACIÓN INALAMBRICA

A person is not allowed to use a mechanical or electronic device to record sound or images within 100-feet of the voting stations. **These devices include but are not limited to cell phones, digital phones, cameras, phone cameras and sound recorders.** A voting station is the area where the voter marks the ballot.

The election judge has the authority to require persons to deactivate any such device and the authority to require persons who do not comply to leave the polling place.

Poll watchers are subject to additional rules and must sign an oath stating they do not have in their possession devices capable of recording images or sound or that they will disable or deactivate the devices while serving as a watcher.

Questions or clarification should be directed to the election judge in your polling place.

Note: This does not apply to election officers conducting official duties or the use of election equipment necessary for the conduct of the election. Furthermore, this does not apply to persons employed at the location in which a polling place is located while the person is acting in the course of their employment.

No se permite usar dispositivos mecánicos o electrónicos para grabar sonido o imágenes dentro de cien (100) pies de la estación de votación. **Estos dispositivos incluyen, pero no se limitan a: teléfonos celulares, teléfonos digitales, cámaras, cámaras de teléfono, y grabadoras de sonido.** La estación de votación es el área donde el votante marca su boleta.

El juez electoral tiene la autoridad de requerir que personas desactiven el dispositivo y la autoridad de requerir que personas que no cumplan con esto, abandonen el área.

Los observadores electorales están sujetos a reglas adicionales y deberán firmar un juramento declarando que no tienen en su persona dispositivos con capacidad de grabar imágenes o sonido, o que los inhabilitarán o desactivarán al servir como Observador. Si tiene alguna pregunta adicional o necesita clarificación, por favor diríjase al juez electoral de su lugar de votación.

Atención: Esta notificación no se aplica a oficiales de la elección efectuando servicios oficiales o al uso de equipo de elección necesario para efectuar la elección. Además, tampoco se aplica a aquellos empleados en la localidad donde se ubica un lugar de votación mientras actúan debido a su empleo.



7-39
Prescribed by Secretary of State
Secs. 33.051, 61.014, and 62.0111, Texas Election Code
9/2020

NOTICE

Prohibition of Certain Devices Within a Room In Which Voting Is Taking Place

A person is not allowed to use a wireless communications device within a room in which voting is taking place. Additionally, a person is not allowed to use a mechanical or electronic device to record sound or images within 100-feet of the voting stations. **These devices include but are not limited to cell phones, digital phones, cameras, phone cameras and sound recorders**. A voting station is the area where the voter marks the ballot.

The election judge has the authority to require persons to deactivate any such device and the authority to require persons who do not comply to leave the polling place.

Poll watchers are subject to additional rules and must sign an oath stating they do not have in their possession devices capable of recording images or sound or that they will disable or deactivate the devices while serving as a watcher.

Questions or clarification should be directed to the election judge in your polling place.

Note: This does not apply to election officers conducting official duties or the use of election equipment necessary for the conduct of the election. Furthermore, this does not apply to persons employed at the location in which a polling place is located while the person is acting in the course of their employment.

NOTIFICACIÓN

PROHIBICIÓN DE CIERTOS DISPOSITIVOS DENTRO DE UNA SALA EN LA QUE SE LLEVA A CABO LA VOTACIÓN

No se permite usar dispositivos de comunicación inalámbrica dentro de una sala en la que se lleva a cabo la votación. Adicionalmente, no se permite usar dispositivos mecánicos o electrónicos para grabar sonido o imágenes dentro de cien (100) pies de la estación de votación. **Estos dispositivos incluyen, pero no se limitan a: teléfonos celulares, teléfonos digitales, cámaras, cámaras de teléfono, y grabadoras de sonido**. La estación de votación es el área donde el votante marca su boleta.

El juez electoral tiene la autoridad de requerir que personas desactiven el dispositivo y la autoridad de requerir que personas que no cumplan con esto, abandonen el área.

Los observadores electorales están sujetos a reglas adicionales y deberán firmar un juramento declarando que no tienen en su persona dispositivos con capacidad de grabar imágenes o sonido, o que los inhabilitarán o desactivarán al servir como Observador.

Si tiene alguna pregunta adicional o necesita clarificación, por favor diríjase al juez electoral de su lugar de votación.

Atención: Esta notificación no se aplica a oficiales de la elección efectuando servicios oficiales o al uso de equipo de elección necesario para efectuar la elección. Además, tampoco se aplica a aquellos empleados en la localidad donde se ubica un lugar de votación mientras actúan debido a su empleo.

TRAVIS COUNTY, TX
OFFICE OF THE COUNTY CLERK

Poll Worker Conduct

When you are present at a polling site, remember to conduct yourself in a way that is respectful of voters and your fellow poll workers. Your words and actions are a direct reflection of Travis County Elections and yourself.

Do

- Engage with voters and coworkers in a courteous manner
- Take your lunch break
- Address any concerns to your deputy/judge, or directly to Travis County Elections by way of email or phone call.
- Use poll worker surveys for feedback.

Do NOT

- Talk loudly
- Repeat private voter information out loud
- Eat while actively working
- Have political conversations
- Talk about topics that would erode voter confidence



Opening & Checking In Voters

Table Trainers will guide you through the Opening Checklist and voter check-in procedures.

Checklist, Training Manual Page: 84



Break Time

Let’s take a 10 minute break! Refer to the on-screen timer for how much time is left.

What's on the ballot?

This election is NOT county-wide.

Voter Not Found Flag

- If someone comes to vote but is not registered to vote in the areas having the runoff election, you will see the "Voter Not Found" flag on the ePollbook.

- Verify multiple ways:
  - Manual search – 3 ways
  - Call the Call Center

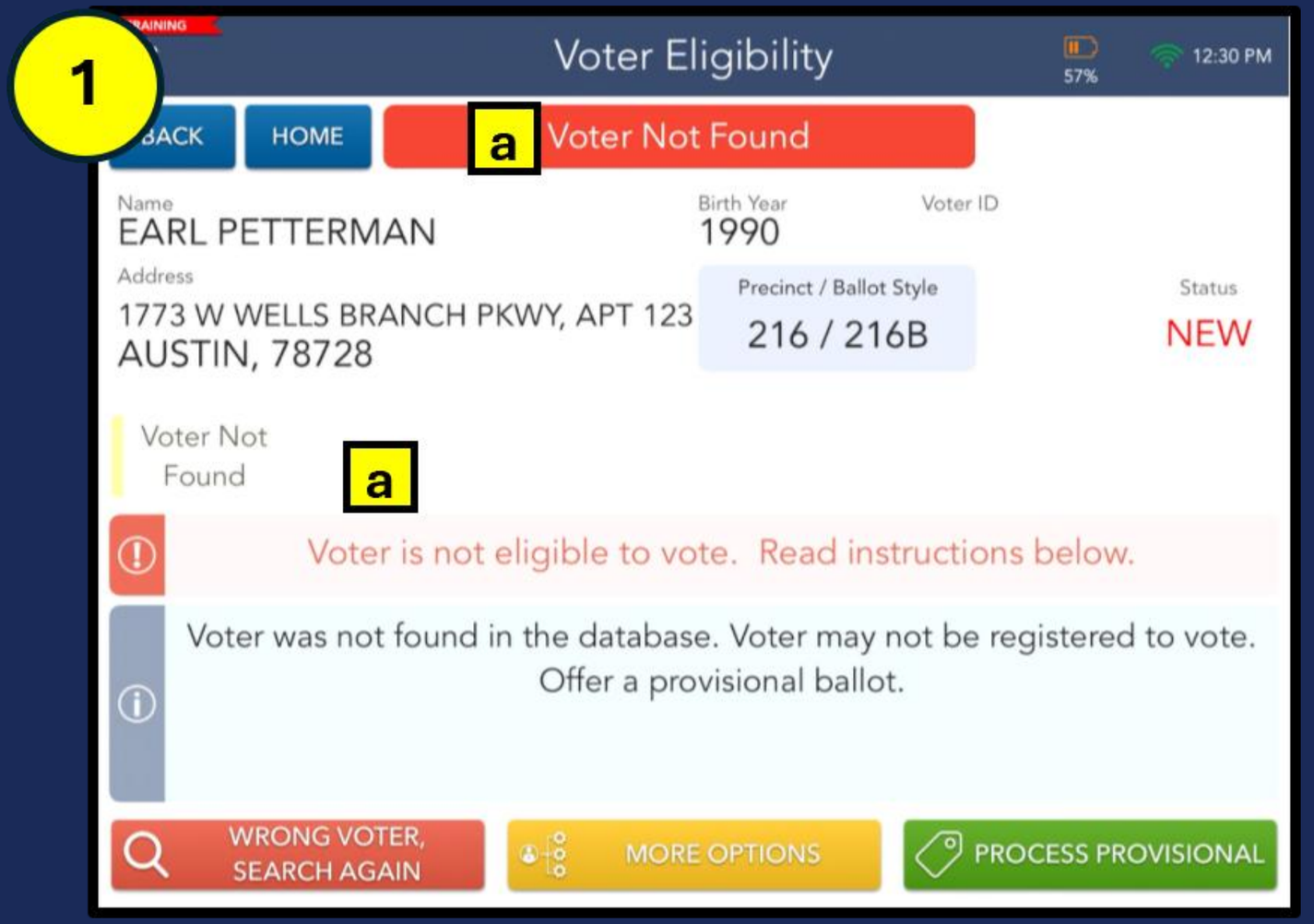

Provisional Voting

An individual <u>may</u> vote provisionally when…

- **They were sent a mail ballot but do not have it to surrender**
- **They possess a form of Standard ID but did not bring it with them OR they did not bring any form of ID at all (NO RID NO ID scenario)**
- **They are not showing up in the ePollbook**
- **They are marked in the ePollbook as having already voted**
- **They did not register to vote by the registration deadline**

Provisional Voting

<u>Do not refuse any individual the opportunity to vote!</u>

If you have questions or concerns, call the call center and fill out a standard affidavit.

Refer to the following pages in the Training Manual while processing provisional voters:

- **Pg. 107 – 110**

  Reminder: Documentation accompanying/supporting a provisional vote must be attached with a paper clip or elastic band to the <u>OUTSIDE</u> of the envelope. Provisional envelopes are not opened until/unless they are accepted by the ballot board, so any documentation meant to inform that process would be missed if it were put inside the envelope.

Curbside Voting

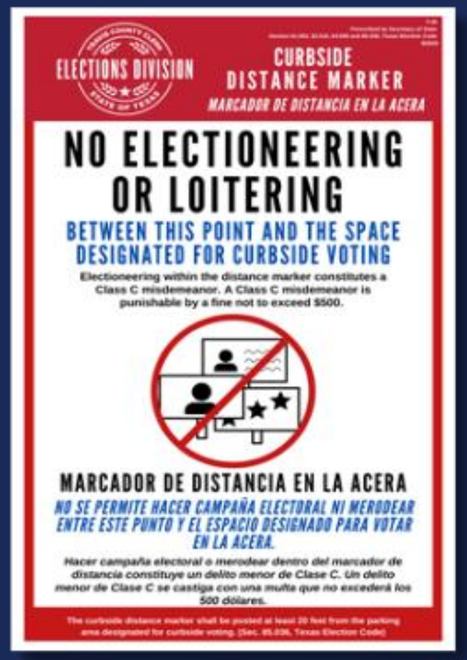

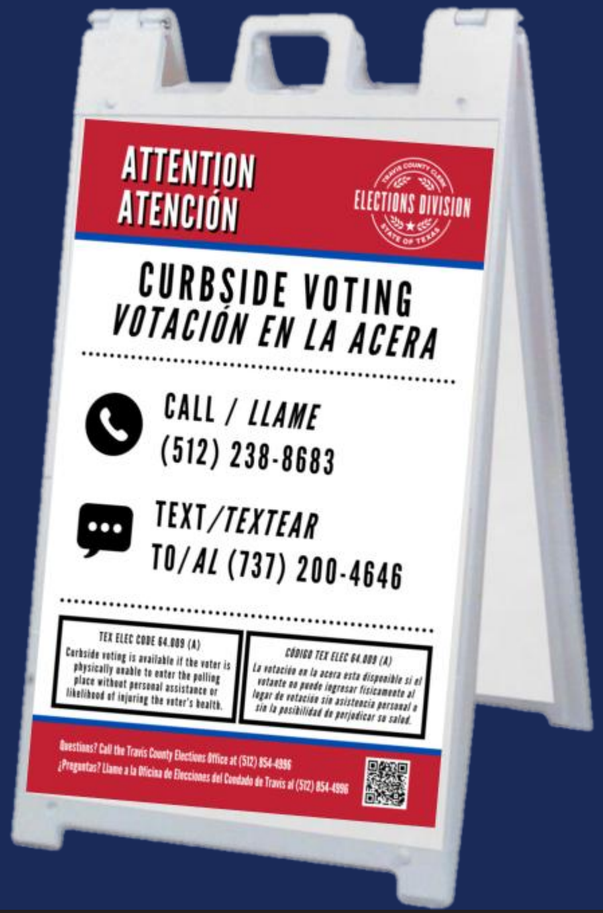

Follow the Curbside Voting set-up procedures in your manual, informed by the site-specific instructions and illustrations in the ADA Remediation Checklist in your Site Compliance Packet.

Training Manual Page: 120



Curbside - Active Remediation

Check the ADA Remediation Checklist to see if you have:

- **Attendee Station marked with a red star on the first page overhead picture of your site**
- **Watch Zones marked by red X's with numbers and explanations of the reason for non-compliance with ADA standards on a page at the end of the ADA Remediation Checklist.**

If your site has these designations, your curbside clerks will need to take turns at the Attendee Station following the instructions laid out in the Supplemental handout.

TRAVIS COUNTY CLERK
ELECTIONS DIVISION
STATE OF TEXAS

Curbside Voting

- Review the detailed instructions in your manual for Curbside Check-in procedures.
- Use the Curbside Checklist during check-ins (in orange folder in Forms Box)



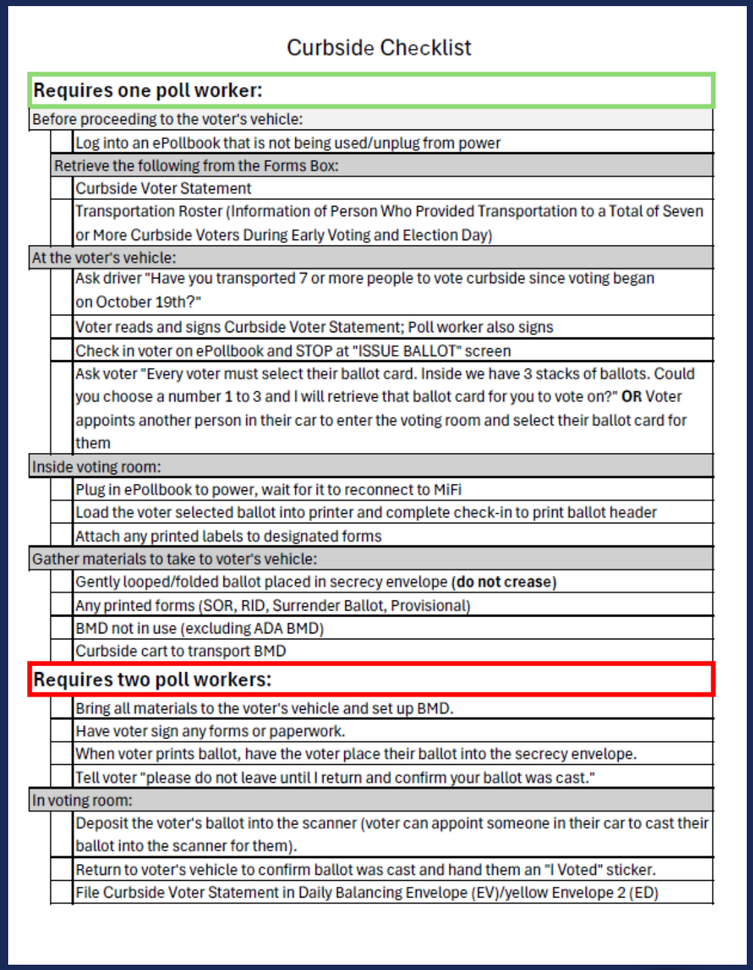

Curbside Checklist

Requires one poll worker:	
Before proceeding to the voter's vehicle:	
	Log into an ePollbook that is not being used/unplug from power
Retrieve the following from the Forms Box:	
	Curbside Voter Statement
	Transportation Roster (Information of Person Who Provided Transportation to a Total of Seven or More Curbside Voters During Early Voting and Election Day)
At the voter's vehicle:	
	Ask driver "Have you transported 7 or more people to vote curbside since voting began on October 19th?"
	Voter reads and signs Curbside Voter Statement; Poll worker also signs
	Check in voter on ePollbook and STOP at "ISSUE BALLOT" screen
	Ask voter "Every voter must select their ballot card. Inside we have 3 stacks of ballots. Could you choose a number 1 to 3 and I will retrieve that ballot card for you to vote on?" **OR** Voter appoints another person in their car to enter the voting room and select their ballot card for them
Inside voting room:	
	Plug in ePollbook to power, wait for it to reconnect to MiFi
	Load the voter selected ballot into printer and complete check-in to print ballot header
	Attach any printed labels to designated forms
Gather materials to take to voter's vehicle:	
	Gently looped/folded ballot placed in secrecy envelope (**do not crease**)
	Any printed forms (SOR, RID, Surrender Ballot, Provisional)
	BMD not in use (excluding ADA BMD)
	Curbside cart to transport BMD
Requires two poll workers:	
	Bring all materials to the voter's vehicle and set up BMD.
	Have voter sign any forms or paperwork.
	When voter prints ballot, have the voter place their ballot into the secrecy envelope.
	Tell voter "please do not leave until I return and confirm your ballot was cast."
In voting room:	
	Deposit the voter's ballot into the scanner (voter can appoint someone in their car to cast their ballot into the scanner for them).
	Return to voter's vehicle to confirm ballot was cast and hand them an "I Voted" sticker.
	File Curbside Voter Statement in Daily Balancing Envelope (EV)/yellow Envelope 2 (ED)

Training Manual Page 121-124

Curbside Voting



- Before you go out to the voter's car, get the following items.
  - ePollbook (that is not in use).
  - *Curbside Voter Statement* form.
  - *Information of Person Who Provided Transportation to a Total of Seven or More Curbside Voters During Early Voting and Election Day* form.
  - Bright safety vest
- Only one poll worker is required to check in the voter(s).



Form 7-6&
Prescribed by Secretary of State
Section 64.009 Texas Election Code
09/2025

Type of Election	Polling Location
Date of Election	Authority Conducting Election

CURBSIDE VOTER STATEMENT (DECLARACIÓN DE LOS VOTANTES QUE VOTAN DESDE LA ACERA)

Oath. "I swear (or affirm) under penalty of perjury that I am physically unable to enter the polling place without personal assistance or likelihood of injuring my health, or I am requesting a reasonable accommodation under Section 1.022, Election Code. Therefore, I am requesting to vote outside the polling location." **Juramento:** "Juro (o afirmo) bajo pena de perjurio que soy físicamente incapaz de entrar al lugar de votación sin asistencia personal o con riesgo de afectar mi salud, o que solicito una adaptación razonable en virtud bajo la Sección 1.022 del Código Electoral. Por lo tanto, solicito votar fuera del lugar de votación".)

Printed Name of Voter (Nombre impreso del votante)	Printed Name of Voter (Nombre impreso del votante)
Signature of Voter (Firma del Votante)	Signature of Voter (Firma del Votante)
Printed Name of Voter (Nombre impreso del votante)	Printed Name of Voter (Nombre impreso del votante)
Signature of Voter (Firma del Votante)	Signature of Voter (Firma del Votante)

The above oaths were sworn and subscribed to before me this _____ day of _____, 20 _____.
Los juramentos anteriores fueron jurados y suscritos ante mi en la fecha arriba

***Witness information only required if voter is unable to sign.**
See back for instructions. (La información del testigo solo es necesaria si el votante no puede firmar. Consulte las instrucciones en el reverso.)

Signature of Election Officer

Printed Name of Election Officer

PRINT RESET



7-6S
Prescribed by Secretary of State
Sections 64.009, 64.034, Texas Election Code
9/2025

Type of Election	Polling Location
Date of Election	Authority Conducting Election

INFORMATION OF PERSON WHO PROVIDED TRANSPORTATION TO A TOTAL OF SEVEN OR MORE CURBSIDE VOTERS DURING EARLY VOTING AND ELECTION DAY/ INFORMACIÓN DE LA PERSONA QUE PROPORCIONÓ EL TRANSPORTE A UN TOTAL DE SIETE O MÁS VOTANTES EN LA ACERA DURANTE LA VOTACIÓN ADELANTADA Y EL DÍA DE LAS ELECCIONES

Signature of Person that Provided Transportation *Firma de la persona que proporcionó el transporte*	*Printed Name of Person that Provided Transportation* *Nombre en letra de molde de la persona que proporcionó el transporte*	*Address of Person that Provided Transportation* *Dirección de la persona que proporcionó el transporte*	*Did the person who provided transportation function as an assistant to the voter under Chapter 64, Subchapter B, while providing transportation to the polling place?* *¿La persona que proporcionó el transporte actuó como asistente del votante según el Capítulo 64, Subcapítulo B, además de proporcionar transporte al lugar de votación?*	
			Yes/Sí	No/No
			Yes/Sí	No/No
			Yes/Sí	No/No
			Yes/Sí	No/No
			Yes/Sí	No/No
			Yes/Sí	No/No
			Yes/Sí	No/No
			Yes/Sí	No/No
			Yes/Sí	No/No
			Yes/Sí	No/No

Instructions:
A person that provides transportation to 7 or more curbside voters to the polling place during early voting and on election day must complete and sign this form.
If the person that provided transportation also assists the voter, the person must repeat the Oath of Assistance aloud and sign it prior to rendering assistance.
If the person that provided transportation translates for the voter, the person must repeat the Oath of Interpreter aloud and sign it prior to translating.
A person commits a Class A Misdemeanor if the person intentionally fails to complete this form.

Print Reset

Training Manual Page: 120

TRAVIS COUNTY CLERK
ELECTIONS DIVISION
STATE OF TEXAS

Curbside Voting

- When you arrive at the vehicle:
  - Ask the driver “Have you transported seven or more people to vote curbside since early voting began on November 30th”. If they answer YES to this question, have them fill out the transportation roster.
  - Check-in the voter, have them fill out the Curbside Statement form, and stop at the “ISSUE BALLOT” screen.

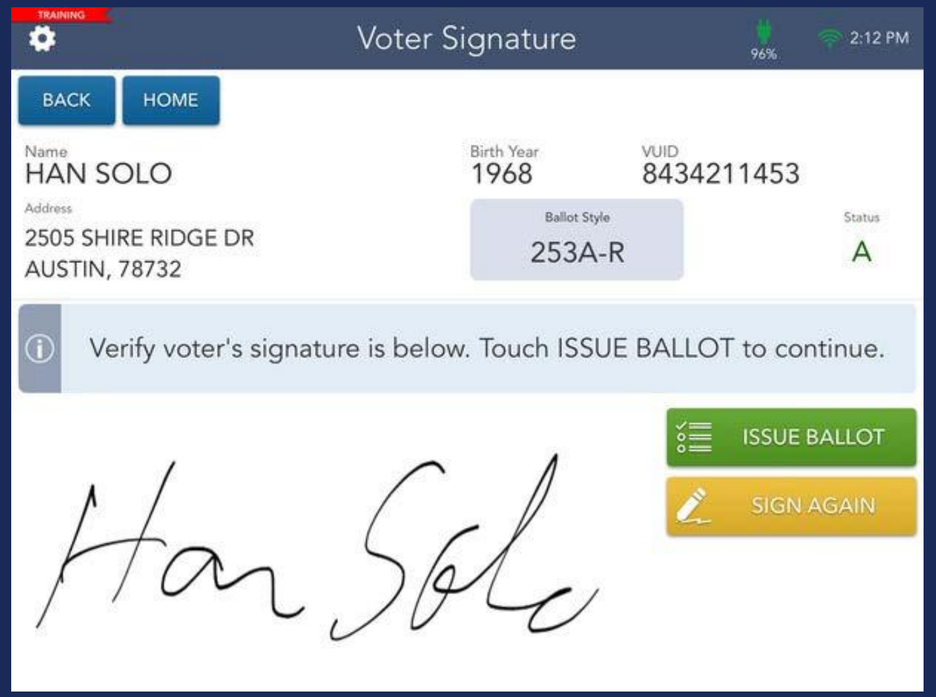



Curbside Voting Ballot Selection

- All voters must select their own ballot card, including curbside voters.

- Ask voter "Every voter must select their ballot card. Inside we have 3 stacks of ballots. Could you choose a number 1 to 3 and I will retrieve that ballot card for you to vote on?"
  - OR Voter appoints another person in their car to enter the voting room and select their ballot card for them.

- Return to the voting room.

TRAVIS COUNTY CLERK
ELECTIONS DIVISION
STATE OF TEXAS

Curbside Voting

- Before printing the ballot, make sure the ePollbook is connected to the MiFi.

- Load the selected ballot card into the Express Vote printer and print the ballot header.

- Gather any needed forms (SOR, RID, etc.) that the voter may need to sign.



Curbside Voting

- Retrieve a BMD that is not being used (be sure it is not the one set up on your ADA table) and strap it face down with the bungee cord on the curbside cart.

- Gently fold the ballot and place it in the secrecy envelope for transport.



- With a second poll worker*, take the BMD and ballot to the voter's vehicle and set up the BMD for the voter.

* If four or more election officers are present at the polling place, two election officers shall deliver a ballot to the voter at the polling place entrance or curb. (Sec. 64.009(a-5))

TRAVIS COUNTY CLERK
ELECTIONS DIVISION
STATE OF TEXAS



Curbside Voting

- Once the voter has finished voting, gently fold the ballot and place it in the secrecy envelope.
- Ask the voter not to leave until you return to their vehicle.
- Both poll workers should return to the voting room with ballot and immediately deposit the ballot in the Ballot Scanner.
- Return to the curbside voter with the “I Voted” sticker.

TRAVIS COUNTY CLERK
ELECTIONS DIVISION
STATE OF TEXAS

Resolution Table/Closing

Table Trainers will guide you through additional voter check-in processes and the Closing Checklist.

Checklist, Training Manual

Envelopes

- **Yellow Envelope #2**
  - Reasonable Impediment Declaration forms
  - Standard Affidavit
  - Poll Worker Oaths
  - Oath of Assistance/Interpretation
  - Notice of Total Number of Voters Who Have Voted
  - Curbside Transportation Roster
  - Curbside Voter Statement
  - Election Worker Assistance Sheet

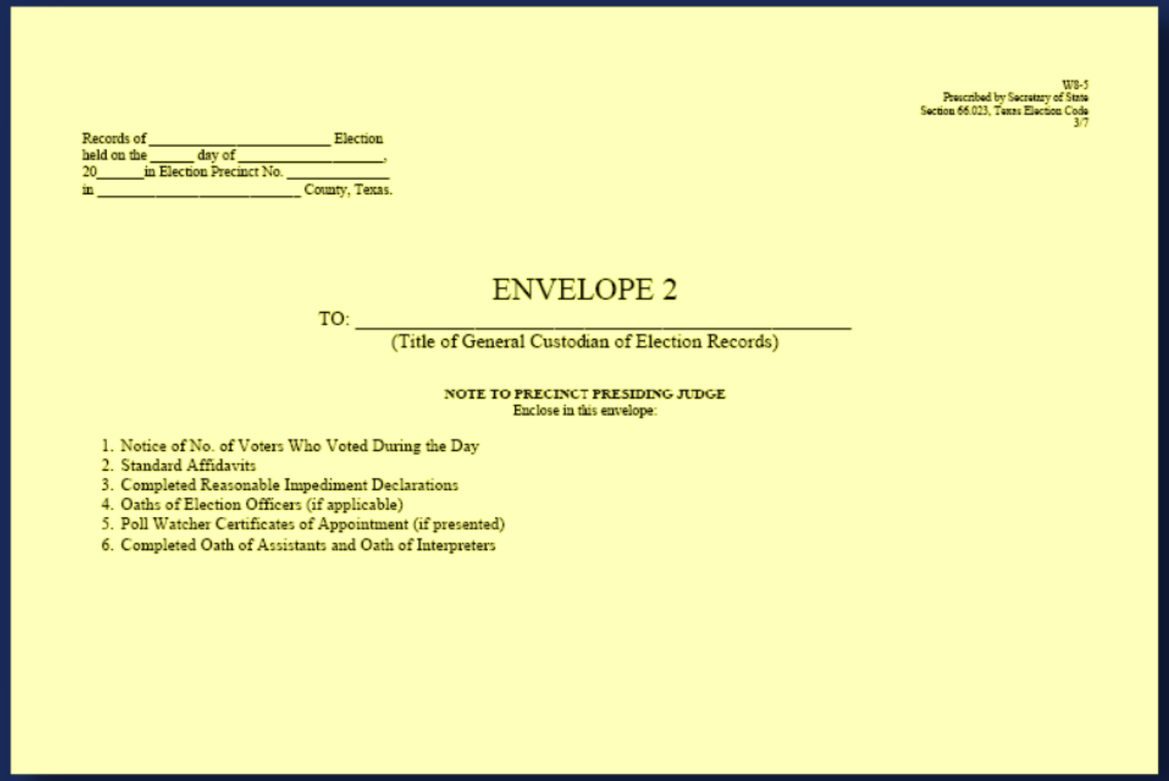

WB-5
Prescribed by Secretary of State
Section 66.023, Texas Election Code
3/7

Records of _____ Election
held on the _____ day of _____,
20_____in Election Precinct No. _____
in _____ County, Texas.

ENVELOPE 2

TO: _____
(Title of General Custodian of Election Records)

NOTE TO PRECINCT PRESIDING JUDGE
Enclose in this envelope:

1. Notice of No. of Voters Who Voted During the Day
2. Standard Affidavits
3. Completed Reasonable Impediment Declarations
4. Oaths of Election Officers (if applicable)
5. Poll Watcher Certificates of Appointment (if presented)
6. Completed Oath of Assistants and Oath of Interpreters

Election Day Envelopes: pg 144; Supplemental p 6

Envelopes

- **Judge's Pink Envelope #3**
  - Pink copy of timesheets
  - Results Report
  - Pink copy of Ballot and Seal Certificate
  - Provisional List Label

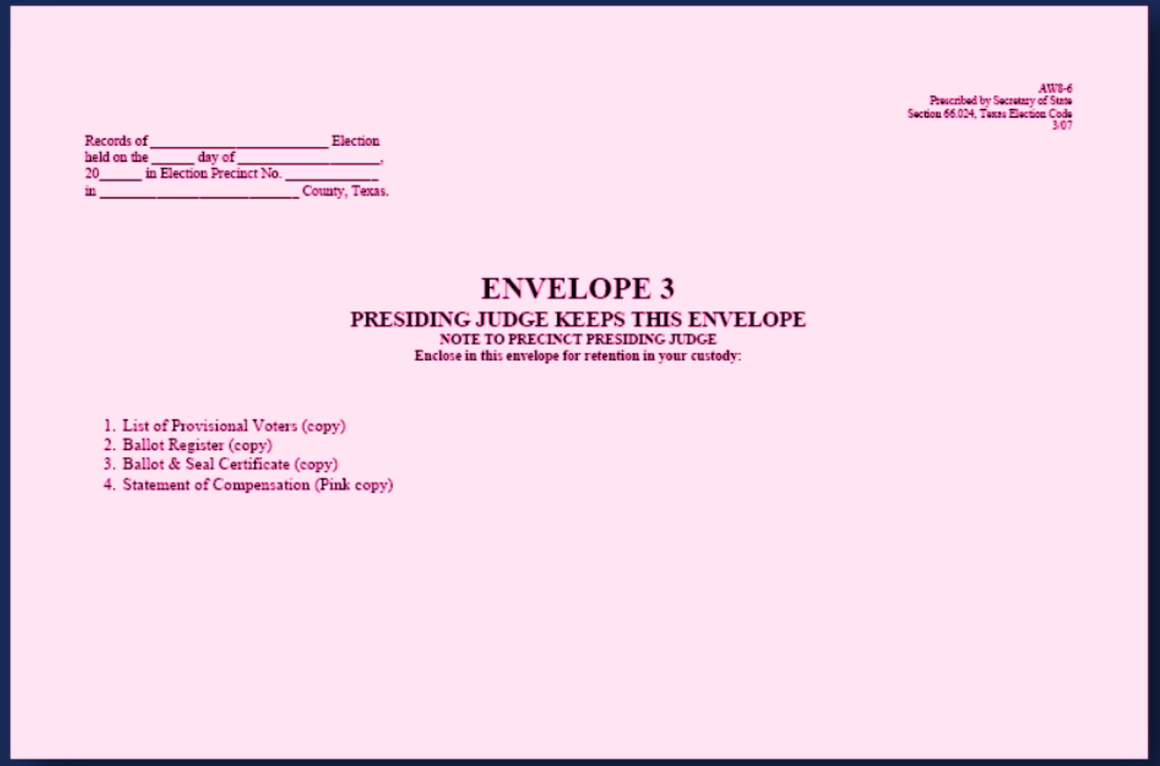

AWB-6
Prescribed by Secretary of State
Section 66.024, Texas Election Code
3/07

Records of _____ Election
held on the _____ day of _____,
20_____ in Election Precinct No. _____
in _____ County, Texas.

ENVELOPE 3

PRESIDING JUDGE KEEPS THIS ENVELOPE

NOTE TO PRECINCT PRESIDING JUDGE

Enclose in this envelope for retention in your custody:

1. List of Provisional Voters (copy)
2. Ballot Register (copy)
3. Ballot & Seal Certificate (copy)
4. Statement of Compensation (Pink copy)

*Note that the Judge must retain this envelope for 22 months.

Envelopes

- **Grey Envelope #4**
  - Statement of Residence

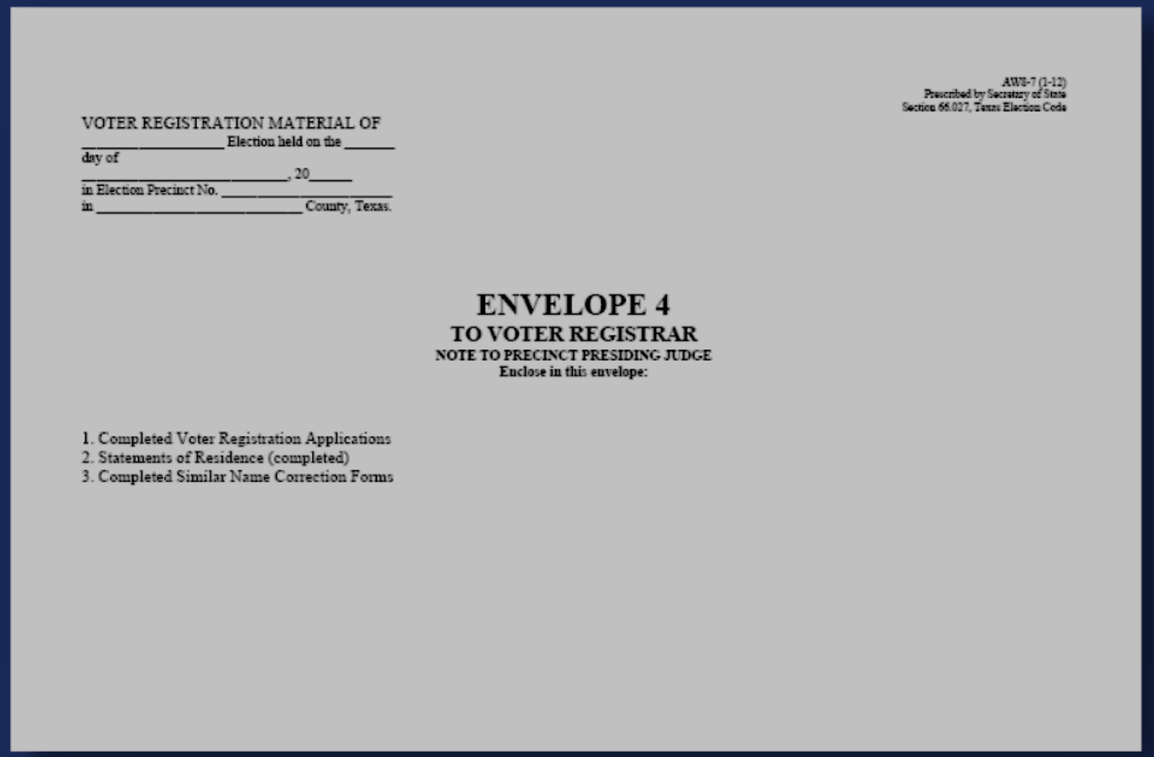

AW8-7 (1-12)
Prescribed by Secretary of State
Section 66.027, Texas Election Code

VOTER REGISTRATION MATERIAL OF
_____ Election held on the _____
day of
_____, 20_____
in Election Precinct No. _____
in _____ County, Texas.

ENVELOPE 4
TO VOTER REGISTRAR
NOTE TO PRECINCT PRESIDING JUDGE
Enclose in this envelope:

1. Completed Voter Registration Applications
2. Statements of Residence (completed)
3. Completed Similar Name Correction Forms

Register of Official Ballots/ Ballot and Seal Certificate

Page 149







Ballot Range: 108501 to 110000

7-26
Approved by Secretary of State
Section 127.156, 65.013, Texas Election Code
9/2023

ELECTIONS DIVISION

REGISTER OF OFFICIAL BALLOTS/ BALLOT AND SEAL CERTIFICATE

Supplemental Ballot Range: 199251 to 200250

Election Title: Joint General and Special Election Location Name: Travis County Clerk Office

Date: 11-03-26 Ballot Scanner Identification Number(s): 03193330491

INSTRUCTIONS: This is the most important form completed by the ELECTION JUDGE!
Please fill in each of the lines below and sign the form. Direct each clerk and up to two poll watchers (if present) to sign the form. File each copy of this form in the appropriate locations as directed below.

A. Number of Blank Ballots Received	Initial Ballots Issued: 1500 + Supplemental Ballots Received: 1000 −	A Total: 2500
B. Public Count of voted Ballots from Ballot Scanner Results Tape	Public Count from Ballot Scanner: 1906	
C. Number of Emergency Ballots secured in Emergency Ballot Bag	Recorded on Ballot Transmittal Form: 10	
D. Number of voted Provisional Ballots	Number of Provisional Ballots: 25	
E. Number of Spoiled Ballots + Number of Abandoned Ballots + Unused Blank Ballots signed by the Election Judge	Number of Spoiled Ballots: 10 + Number of Abandoned Ballots: 0 + Number of Unused Ballots, **Signed**: 16 −	E Total: 26
F. Number of Unused Unsigned Ballots	Number of Unused Ballots, **Unsigned**: 33 + (2x250) = 533	
G. Total number of Ballots accounted for (Add Lines B + C + D + E + F)	Number from Box B: 1906 + Number from Box C: 10 + Number from Box D: 25 + Number from Box E: 26 + Number from Box F: 533 −	G Total: 2500
H. Total number of Ballots unaccounted for (Line A minus Line G)	Number from Box A: 2500 − Number from Box G: 2500 −	H Total: 0
I. Total number of names on the Poll List or Combination Forms or ePollbook	Total Check-ins (Regular + Provisional Check-ins): 1916+ 25 = 1941	
J. Number of Ballots in the Blue Ballot Bin (Line I minus Line H minus Line D minus Line C)	Number from Box I: 1941 − Number from Box H: 0 − Number from Box D: 25 − Number from Box C: 10 −	J Total: 1906

*** If there is a difference of 4 or more between line J and line B, the ballots are to be transferred to Central Counting Station to be counted.**

Record the serial numbers of the seals used on the Blue Ballot Bin: 4000051 4000052

AFFIDAVIT
We, the undersigned election officials, do hereby certify that all voted ballots were placed in the transfer case(s) to be transferred to the central counting station.

WITNESS MY HAND this 3rd day of November 20 26

Presiding Judge: Judge's Signature Clerk: Clerk 1
Alternate Judge: Alt. Judge's Signature Clerk: Clerk 2
Poll Watcher (if present): Poll Watcher 1 Clerk: Clerk 3
Poll Watcher (if present): Poll Watcher 2 Clerk: Clerk 4

White copy (Green Results Bag), Yellow copy (Purple Ballot Bag), Pink copy (Pink Envelope #3)

Receiving the Register

- The Register of Official Ballots/Ballot and Seal Certificate will be in the blue Ballot Bin with your ballot stock.
- Confirm that you have the register when you open the blue bin.
- When you find the register, confirm the following information is filled out on the form.



Form Header

The following information should be filled out on the header of the form:

1. Election Title
2. Location Name
3. Date
4. Ballot Serial Range
5. Initial Ballots Issued

4 Ballot Range: 108501 to 110000

7-26
Approved by Secretary of State
Section 127.156, 65.013, Texas Election Code
9/2023

TRAVIS COUNTY CLERK
ELECTIONS DIVISION
STATE OF TEXAS

REGISTER OF OFFICIAL BALLOTS/ BALLOT AND SEAL CERTIFICATE

1 Election Title: Joint General and Special Election Location Name: Travis County Clerk Office 2

3 Date: 11/03/26 Ballot Scanner Identification Number(s): _____ _____

INSTRUCTIONS: This is the most important form completed by the ELECTION JUDGE!
Please fill in each of the lines below and sign the form. Direct each clerk and up to two poll watchers (if present) to sign the form. File each copy of this form in the appropriate locations as directed below.

A. Number of Blank Ballots Received	*Initial Ballots Issued*		*Supplemental Ballots Received*		*A Total*
	5 1500	+		−	

Ballot Serial Numbers

Confirm the serial number range written in the top right corner of the form matches the serial number range printed on the label(s) of your ballot stock.

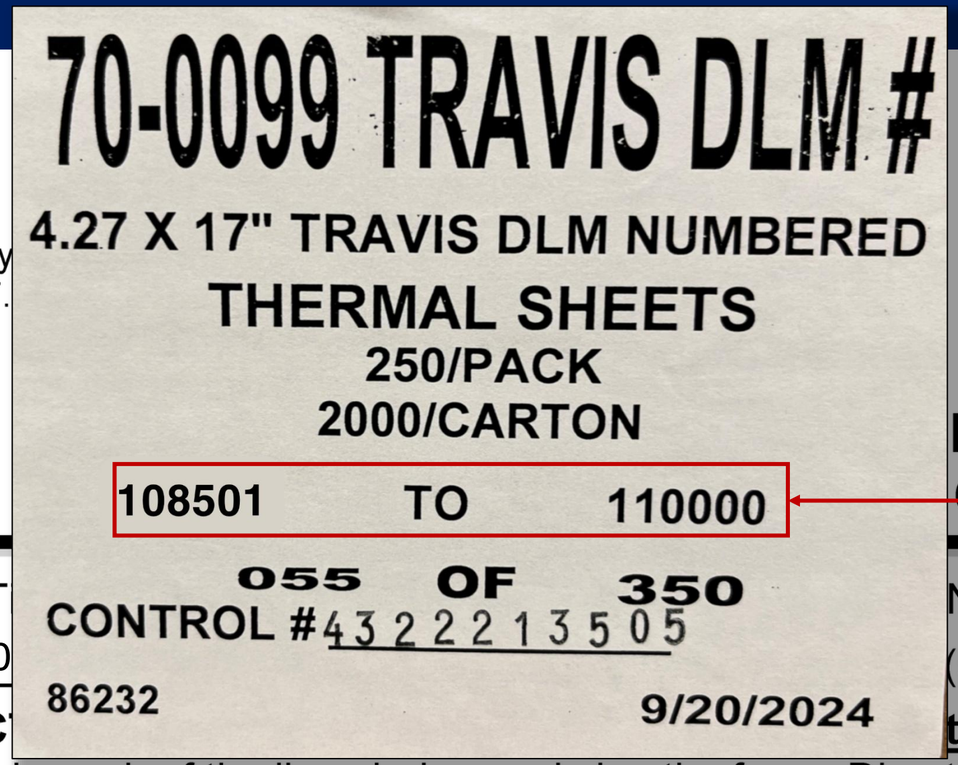

Ballot Range: 108501 to 1100000

7-26
Approved by
Section 127.
9/2023

TRAVIS COUNTY CLERK
ELECTIONS DIVISION
STATE OF TEXAS

IAL BALLOTS/
CERTIFICATE

Election T

Name: Travis County Clerk Office

Date: 11/0

(s): _____ _____

INSTRUC ted by the ELECTION JUDGE!

Please fill in each of the lines below and sign the form. Direct each clerk and up to two poll watchers (if present) to sign the form. File each copy of this form in the appropriate locations as directed below.

Ballot Scanner Identification

From the Configuration Report or Zero Totals Report, record the Ballot Scanner Identification Number using the Unit Serial Number from either report.

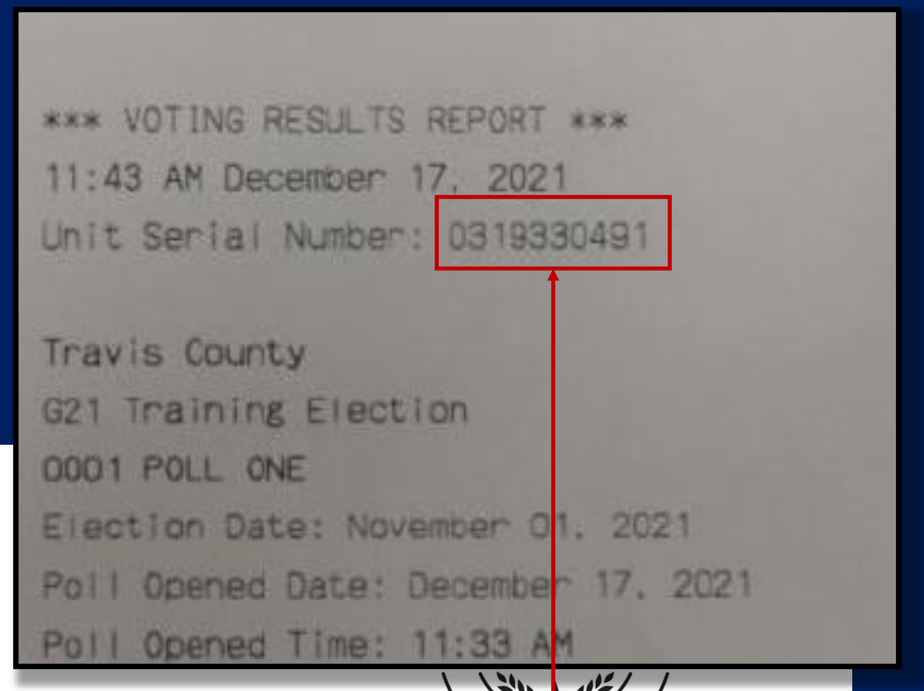

7-26
Approved by Secretary of State
Section 127.156, 65.013, Texas Election Code
9/2023

REGISTER OF OFFICIAL BALLOTS/ BALLOT AND SEAL CERTIFICATE

Election Title: Joint General and Special Election Location Name: Travis County Clerk Office

Date: 11/03/26 Ballot Scanner Identification Number(s): 0319330491

INSTRUCTIONS: This is the most important form completed by the ELECTION JUDGE!
Please fill in each of the lines below and sign the form. Direct each clerk and up to two poll watchers (if present) to sign the form. File each copy of this form in the appropriate locations as directed below.

Supplemental Ballots

When receiving supplemental ballots, record the serial range in the top right corner of the form under the seal.





7-26
Approved b
Section 127
9/2023

Ballot Range: 108501 to 1100000

TRAVIS COUNTY CLERK
ELECTIONS DIVISION
STATE OF TEXAS

Supplemental Range:
199251 to200250

REGISTER OF OFFICIAL BALLOTS/ BALLOT AND SEAL CERTIFICATE

Election Title: Joint General and Special Election Location Name: Travis County Clerk Office

Date: 11/03/26 Ballot Scanner Identification Number(s): 0319330491

INSTRUCTIONS: This is the most important form completed by the ELECTION JUDGE!
Please fill in each of the lines below and sign the form. Direct each clerk and up to two poll watchers (if present) to sign the form. File each copy of this form in the appropriate locations as directed below.

Filling out form after polls close – LINE A

Once polls have closed and all ballots have been placed in the scanner, the judge will complete the register.

1. Fill in the total number of supplemental ballots issued.
2. Record the total number of ballots received (Initial Ballots Issued + Supplemental Ballots Received)

Election Title: Joint General and Special Election Location Name: Travis County Clerk Office

Date: 11/03/26 Ballot Scanner Identification Number(s): 0319330491

INSTRUCTIONS: <u>This is the most important form completed by the ELECTION JUDGE!</u>
Please fill in each of the lines below and sign the form. Direct each clerk and up to two poll watchers (if present) to sign the form. File each copy of this form in the appropriate locations as directed below.

A. Number of Blank Ballots Received	*Initial Ballots Issued* 1500	⊕	*Supplemental Ballots Received* 1000 (1)	⊖ *A Total* 2500 (2)
B. Public Count of voted Ballots from Ballot Scanner Results Tape	*Public Count from Ballot Scanner*			

LINE B

Record the public count from either:

1. Ballot Scanner screen
2. Voting Results report

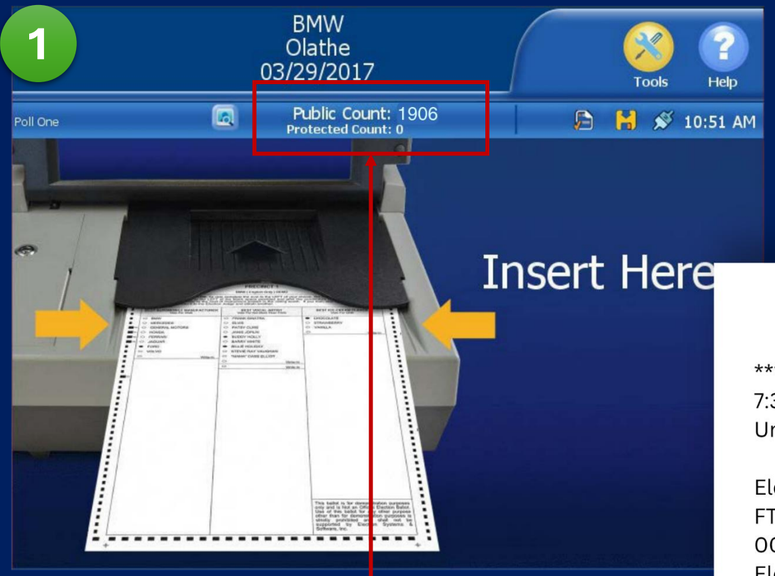

2

*** VOTING RESULTS REPORT ***
7:30 PM November 3, 2026
Unit Serial Number: 0319330491

Electionware County
FT Engish (EVS 6.3.0.0)
0001 POLL ONE
Election Date: November 3, 2026
Poll Opened Date: November 3, 2026
Poll Opened Time: 06:45 AM
Poll Closed Date: November 3, 2026
Poll Closed Time: 7:30 PM
Public Count: 1906

Protected Count: 1999
Election District Voting Report

Unit Serial Number: 0319330491

INSTRUCTIONS: This is the most important form completed by the ELECTION JUDGE!
Please fill in each of the lines below and sign the form. Direct each clerk and up to two poll w
to sign the form. File each copy of this form in the appropriate locations as directed below.

A. Number of Blank Ballots Received	*Initial Ballots Issued* 1500	+	*Supplemental Ballots Received* 1000	− *A Total* 2500
B. Public Count of voted Ballots from Ballot Scanner Results Tape	*Public Count from Ballot Scanner* 1906			
C. Number of Emergency Ballots	*Recorded on Ballot Transmittal Form*			

LINE C

If you were directed to use the emergency ballot compartment, record the number of ballots that voters placed in the compartment. This number will also be recorded on the ballot transmittal form that will be placed in the front window of the red Emergency Ballot bag.

INSTRUCTIONS: This is the most important form completed by the ELECTION JUDGE!
Please fill in each of the lines below and sign the form. Direct each clerk and up to two poll watchers (if present) to sign the form. File each copy of this form in the appropriate locations as directed below.

A. Number of Blank Ballots Received	*Initial Ballots Issued*		*Supplemental Ballots Received*		***A Total***
	1500	⊕	1000	⊖	2500

ED

ELECTIONS DIVISION — BALLOT TRANSMITTAL FORM FOR ELECTION DAY EMERGENCY BALLOTS

11/03/2026
Date of Election

Joint General and Special Election
Type of Election

Travis County Clerk Office
Polling Location

1. Number of emergency ballots voted by personal appearance and delivered to the Presiding Judge of the Central Count Station: **10**
2. Seal number used for securing emergency ballot bag: 1234567

Public Count from Ballot Scanner	*Recorded on Ballot Transmittal Form*
1906	10

LINE D

Record the number of provisional ballots from the List of Provisional Voters form.



INSTRUCTIONS: **This is the most important form completed by the ELECTION JUDGE!**
Please fill in each of the lines below and sign the form. Direct each clerk and up to two poll watch
to sign the form. File each copy of this form in the appropriate locations as directed below.

A. Number of Blank Ballots Received	*Initial Ballots Issued* 1500	+	*Supplemental Ballots Received* 1000	− *A Total* 2500
B. Public Count of voted Ballots from Ballot Scanner Results Tape	*Public Count from Ballot Scanner* 1906			
C. Number of Emergency Ballots secured in Emergency Ballot Bag	*Recorded on Ballot Transmittal Form* 10			
D. Number of voted Provisional Ballots	*Number of Provisional Ballots* 25			
	Number of Spoiled Ballots		*Number of Abandoned Ballots*	*Number of Unused* *E Total*

LINE E

Record the following information on line E:

1. Spoiled Ballots (from Register of Spoiled Ballots envelope)
2. Abandoned Ballots (contained in Register of Spoiled Ballots envelope)
3. Signed, Unused Ballots (count individually)
4. Record the total of spoiled ballots and unused, signed ballots.

7-93
Prescribed by Secretary of State
Section 64.007, Texas Election Code
9/2023

Type of Election	Polling Location
Joint General and Special Election	Travis County Clerk Office
Date of Election	**Authority Conducting the Election**
11/03/2026	Travis County Clerk Elections Division

REGISTER OF SPOILED BALLOTS

	Ballot Serial Number	Name of Voter	Spoiled by Voter	Spoiled by Election Worker	Other (Ballot wouldn't scan, or other administrative error)
1	108501	Warren Cuccurullo	x		
2	153167	Denny Walley	x		
3	109416	Ike Willis			
4	116423	Peter Wolf	x		
5	105687	Tommy Mars			
6	104389	Abandoned			
7	106157	Dale Bozzio			
8	116785	Vinnie Colaiuta			
9	161286	Arthur Brown			
10	103575	Ed Mann			
11					
12					
13					
14					
15					
16					
17					
18					
19					
20					
21					
22					
23					
24					
25					

I, the undersigned Presiding Judge of the election named herein
above and foregoing is a true and correct Register of Spoiled Ba
election.
Given under my hand, this 3rd day of November

John Hancock

D. Number of voted Provisional Ballots	*Number of Provisional Ballots* 25			
E. Number of Spoiled Ballots + Number of Abandoned Ballots + Unused Blank Ballots signed by the Election Judge	*Number of Spoiled Ballots* 10 (1) +	*Number of Abandoned Ballots* NA (2) +	*Number of Unused Ballots, **Signed*** 16 (3) −	***E Total*** 26 (4)
F. Number of Unused Unsigned Ballots	*Number of Unused Ballots, **Unsigned***			

LINE F

Count and record the number of unused ballots:

1. Hand count all opened, unsigned ballots.
2. Count the number of unopened packages and multiply by 250.
3. Add the two counts together for the total number of unused, unsigned ballots.

E.	**Number of Spoiled Ballots + Number of Abandoned Ballots + Unused Blank Ballots signed by the Election Judge**	*Number of Spoiled Ballots* 10	⊕	*Number of Abandoned Ballots* NA	⊕	*Number of Unused Ballots,* ***Signed*** 16	⊖	***E Total*** 26
F.	**Number of Unused Unsigned Ballots**	*Number of Unused Ballots,* ***Unsigned*** 33 + (2x250) = 533						

1 2 3

LINE G

Record the information from the following boxes:

1. Box B (Public Count)
2. Box C (Emergency Ballots)
3. Box D (Provisional Ballots)
4. Box E (Spoiled Ballots)
5. Box F (Unused Ballots)
6. Add the number together and provide the total.

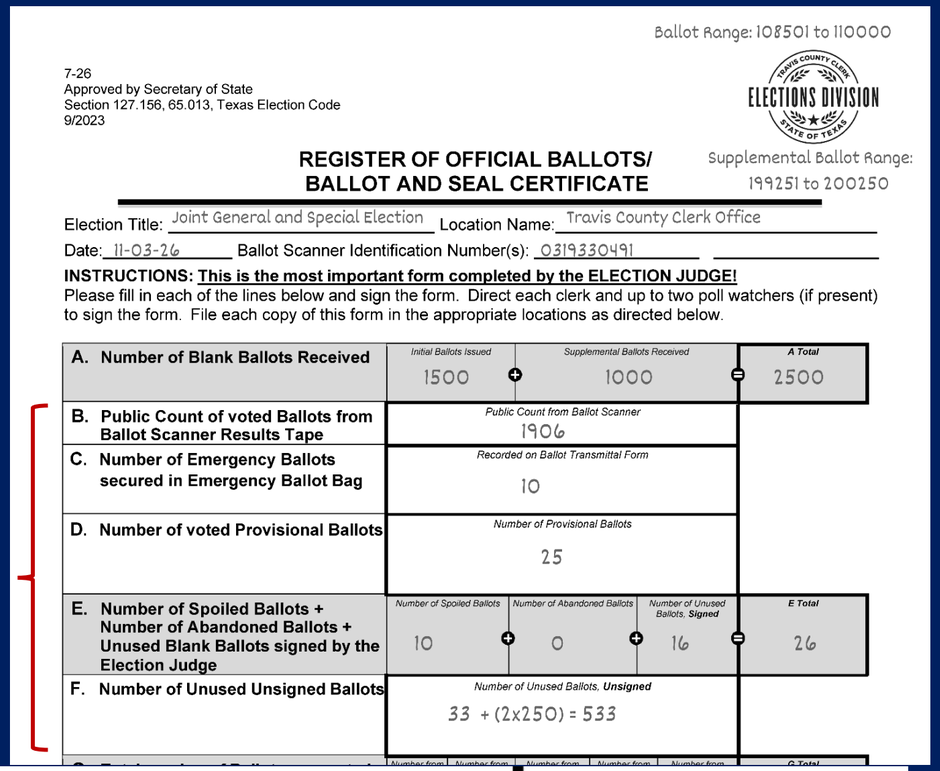

Ballot Range: 108501 to 110000

7-26
Approved by Secretary of State
Section 127.156, 65.013, Texas Election Code
9/2023

ELECTIONS DIVISION

REGISTER OF OFFICIAL BALLOTS/ BALLOT AND SEAL CERTIFICATE

Supplemental Ballot Range: 199251 to 200250

Election Title: Joint General and Special Election Location Name: Travis County Clerk Office

Date: 11-03-26 Ballot Scanner Identification Number(s): 0319330491

INSTRUCTIONS: This is the most important form completed by the ELECTION JUDGE!
Please fill in each of the lines below and sign the form. Direct each clerk and up to two poll watchers (if present) to sign the form. File each copy of this form in the appropriate locations as directed below.

A. Number of Blank Ballots Received	*Initial Ballots Issued* 1500	+ *Supplemental Ballots Received* 1000	− *A Total* 2500	
B. Public Count of voted Ballots from Ballot Scanner Results Tape	*Public Count from Ballot Scanner* 1906			
C. Number of Emergency Ballots secured in Emergency Ballot Bag	*Recorded on Ballot Transmittal Form* 10			
D. Number of voted Provisional Ballots	*Number of Provisional Ballots* 25			
E. Number of Spoiled Ballots + Number of Abandoned Ballots + Unused Blank Ballots signed by the Election Judge	*Number of Spoiled Ballots* 10	+ *Number of Abandoned Ballots* 0	+ *Number of Unused Ballots, **Signed*** 16	− *E Total* 26
F. Number of Unused Unsigned Ballots	*Number of Unused Ballots, **Unsigned*** 33 + (2x250) = 533			

G. Total number of Ballots accounted for (Add Lines B + C + D + E + F)	*Number from **Box B***	*Number from **Box C***	*Number from **Box D***	*Number from **Box E***	*Number from **Box F***	***G Total***
	1906 (1) +	10 (2) +	25 (3) +	26 (4) +	533 (5) −	2500 (6)

LINE H

Record the information from the following boxes:

1. Box A (Total number of ballots received)
2. Box G (Total number of ballots accounted for)
3. Subtract the two numbers and provide the total (Box A – Box G = H Total)

Ballot Range: 108501 to 110000

7-26
Approved by Secretary of State
Section 127.156, 65.013, Texas Election Code
9/2023

TRAVIS COUNTY CLERK ELECTIONS DIVISION STATE OF TEXAS

Supplemental Ballot Range: 199251 to 200250

REGISTER OF OFFICIAL BALLOTS/ BALLOT AND SEAL CERTIFICATE

Election Title: Joint General and Special Election Location Name: Travis County Clerk Office

Date: 11-03-26 Ballot Scanner Identification Number(s): 0319330491

INSTRUCTIONS: This is the most important form completed by the ELECTION JUDGE!
Please fill in each of the lines below and sign the form. Direct each clerk and up to two poll watchers (if present) to sign the form. File each copy of this form in the appropriate locations as directed below.

A. Number of Blank Ballots Received	*Initial Ballots Issued* 1500 +	*Supplemental Ballots Received* 1000 =	*A Total* 2500 (1)
B. Public Count of voted Ballots from Ballot Scanner Results Tape	*Public Count from Ballot Scanner* 1906		
C. Number of Emergency Ballots secured in Emergency Ballot Bag	*Recorded on Ballot Transmittal Form* 10		

G. Total number of Ballots accounted for (Add Lines B + C + D + E + F)	*Number from Box B* 1906 +	*Number from Box C* 10 +	*Number from Box D* 25 +	*Number from Box E* 26 +	*Number from Box F* 533 =	*G Total* 2500 (2)
H. Total number of Ballots unaccounted for (Line A minus Line G)	*Number from Box A* 2500 − (1)		*Number from Box G* 2500 − (2)			*H Total* 0 (3)

LINE I

Record information from the ePollbook check in totals:

1. Number of Regular Check Ins
2. Number of Provisional Check Ins
3. Add the two numbers together and record the total.

2026-12-12 19:25

Check In Totals

December 12, 2026 Joint General and Special Runoff Elections

ED99488 – County Clerk Office

For Date: 2026-12-12

Regular: 1916

Provisional: 25

H. Total number of Ballots unaccounted for (Line A minus Line G)	*Number from* ***Box A*** 2500	−	*Number from* ***Box G*** 2500	= *H Total* 0
I. Total number of names on the Poll List or Combination Forms or ePollbook	*Total Check-ins (Regular + Provisional Check-ins)* 1916 + 25 = 1941 (1) (2) (3)			

LINE J

Record the information from the following boxes:

1. Box I (Totals from ePollbook Check Ins)
2. Box H (Total number of ballots unaccounted for)
3. Box D (Total number from Provisional List(s))
4. Box C (Number of Emergency Ballots)
5. Subtract the numbers and provide the total (I – H – D – C = J Total)

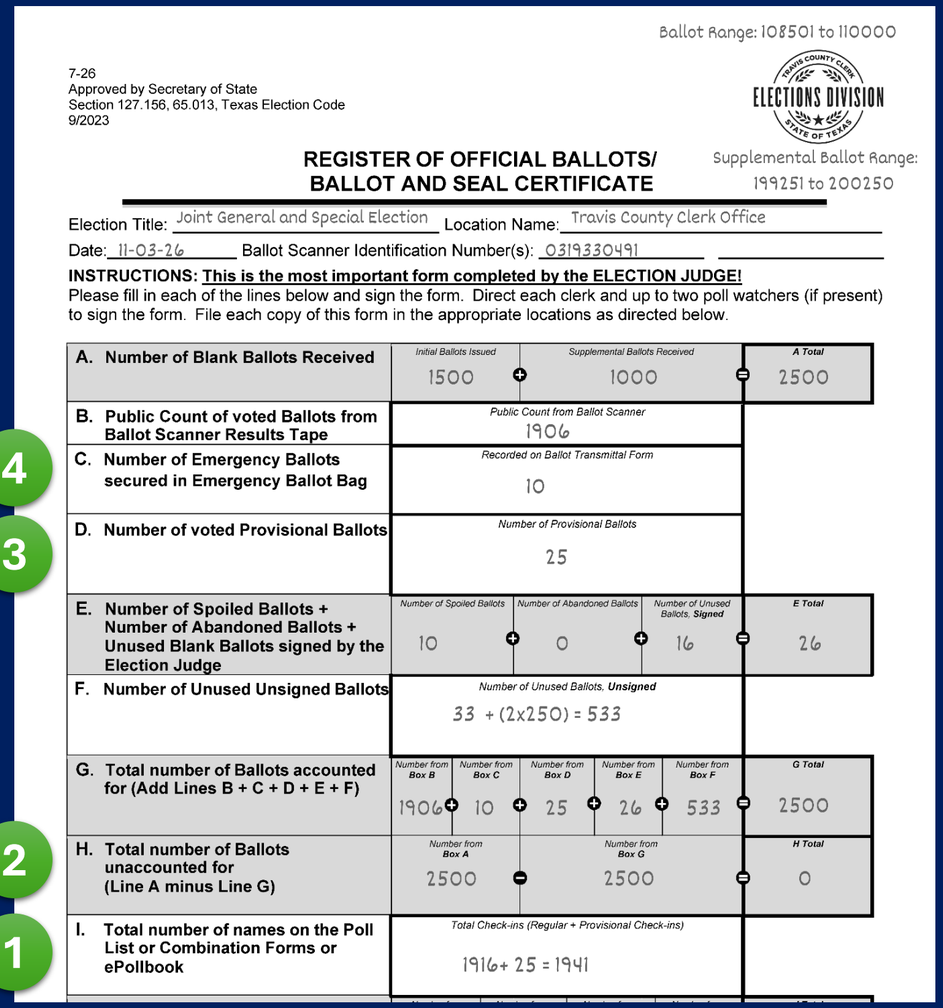

Ballot Range: 108501 to 110000

7-26
Approved by Secretary of State
Section 127.156, 65.013, Texas Election Code
9/2023

ELECTIONS DIVISION

REGISTER OF OFFICIAL BALLOTS/ BALLOT AND SEAL CERTIFICATE

Supplemental Ballot Range: 199251 to 200250

Election Title: Joint General and Special Election Location Name: Travis County Clerk Office

Date: 11-03-26 Ballot Scanner Identification Number(s): 0319330491

INSTRUCTIONS: This is the most important form completed by the ELECTION JUDGE!
Please fill in each of the lines below and sign the form. Direct each clerk and up to two poll watchers (if present) to sign the form. File each copy of this form in the appropriate locations as directed below.

A. Number of Blank Ballots Received	*Initial Ballots Issued* 1500	+ *Supplemental Ballots Received* 1000	−	*A Total* 2500
B. Public Count of voted Ballots from Ballot Scanner Results Tape	*Public Count from Ballot Scanner* 1906			
C. Number of Emergency Ballots secured in Emergency Ballot Bag	*Recorded on Ballot Transmittal Form* 10			
D. Number of voted Provisional Ballots	*Number of Provisional Ballots* 25			
E. Number of Spoiled Ballots + Number of Abandoned Ballots + Unused Blank Ballots signed by the Election Judge	*Number of Spoiled Ballots* 10	+ *Number of Abandoned Ballots* 0 + *Number of Unused Ballots, **Signed*** 16	−	*E Total* 26
F. Number of Unused Unsigned Ballots	*Number of Unused Ballots, **Unsigned*** 33 + (2x250) = 533			
G. Total number of Ballots accounted for (Add Lines B + C + D + E + F)	*Number from Box B* 1906 + *Number from Box C* 10 + *Number from Box D* 25 + *Number from Box E* 26 + *Number from Box F* 533		−	*G Total* 2500
H. Total number of Ballots unaccounted for (Line A minus Line G)	*Number from Box A* 2500	− *Number from Box G* 2500	−	*H Total* 0
I. Total number of names on the Poll List or Combination Forms or ePollbook	*Total Check-ins (Regular + Provisional Check-ins)* 1916+ 25 = 1941			

4 3 2 1

J. Number of Ballots in the Blue Ballot Bin (Line I minus Line H minus Line D minus Line C)	*Number from **Box I*** 1941	− *Number from **Box H*** 0	− *Number from **Box D*** 25	− *Number from **Box C*** 10	= ***J Total*** 1906
	1	2	3	4	5

COMPARE LINE A & J TOTAL

The totals for box B and J should match or have a difference of less the ±3.

If the difference if ±4 then recheck the math.

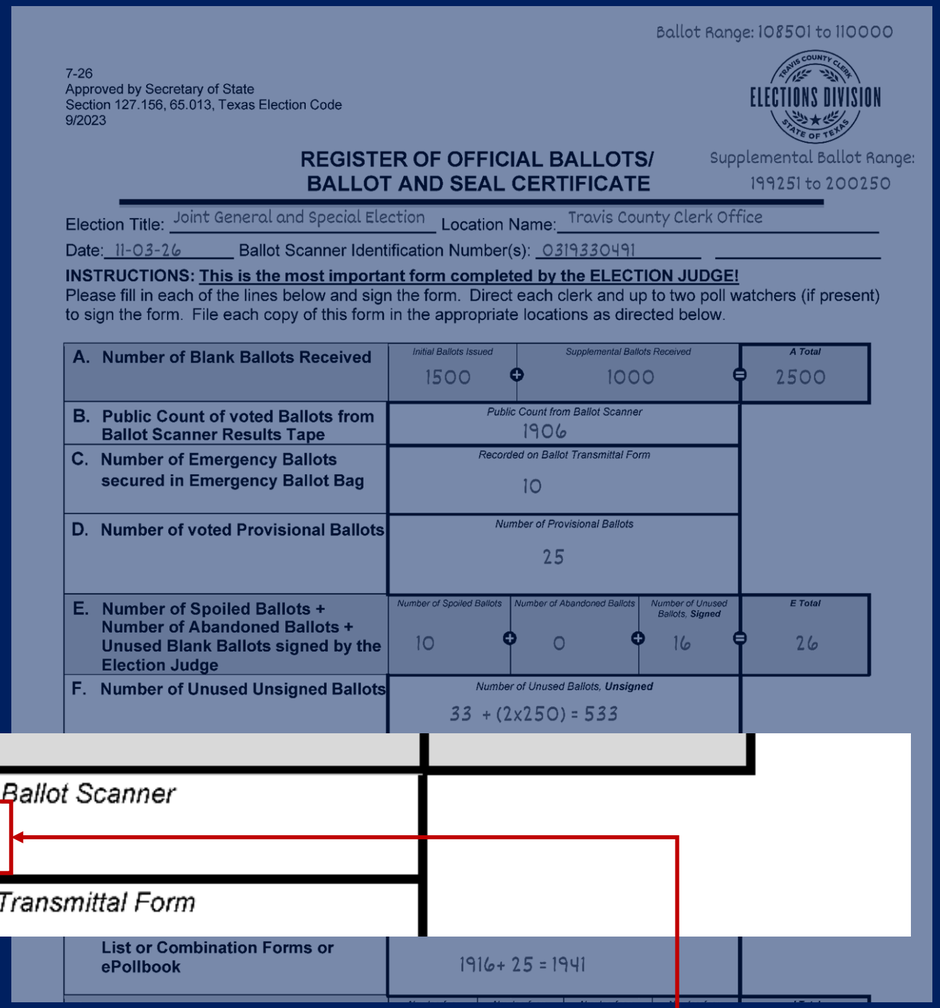

Ballot Range: 108501 to 110000

7-26
Approved by Secretary of State
Section 127.156, 65.013, Texas Election Code
9/2023

ELECTIONS DIVISION

REGISTER OF OFFICIAL BALLOTS/ BALLOT AND SEAL CERTIFICATE

Supplemental Ballot Range: 199251 to 200250

Election Title: Joint General and Special Election Location Name: Travis County Clerk Office

Date: 11-03-26 Ballot Scanner Identification Number(s): 0319330491

INSTRUCTIONS: This is the most important form completed by the ELECTION JUDGE!
Please fill in each of the lines below and sign the form. Direct each clerk and up to two poll watchers (if present) to sign the form. File each copy of this form in the appropriate locations as directed below.

A. Number of Blank Ballots Received	*Initial Ballots Issued* 1500	+ *Supplemental Ballots Received* 1000		= *A Total* 2500
B. Public Count of voted Ballots from Ballot Scanner Results Tape	*Public Count from Ballot Scanner* 1906			
C. Number of Emergency Ballots secured in Emergency Ballot Bag	*Recorded on Ballot Transmittal Form* 10			
D. Number of voted Provisional Ballots	*Number of Provisional Ballots* 25			
E. Number of Spoiled Ballots + Number of Abandoned Ballots + Unused Blank Ballots signed by the Election Judge	*Number of Spoiled Ballots* 10	+ *Number of Abandoned Ballots* 0	+ *Number of Unused Ballots, Signed* 16	= *E Total* 26
F. Number of Unused Unsigned Ballots	*Number of Unused Ballots, Unsigned* 33 + (2x250) = 533			
List or Combination Forms or ePollbook	1916+ 25 = 1941			

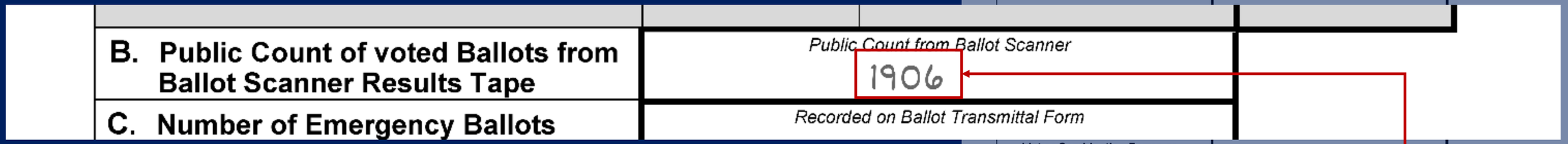

B. Public Count of voted Ballots from Ballot Scanner Results Tape	*Public Count from Ballot Scanner* 1906
C. Number of Emergency Ballots	*Recorded on Ballot Transmittal Form*

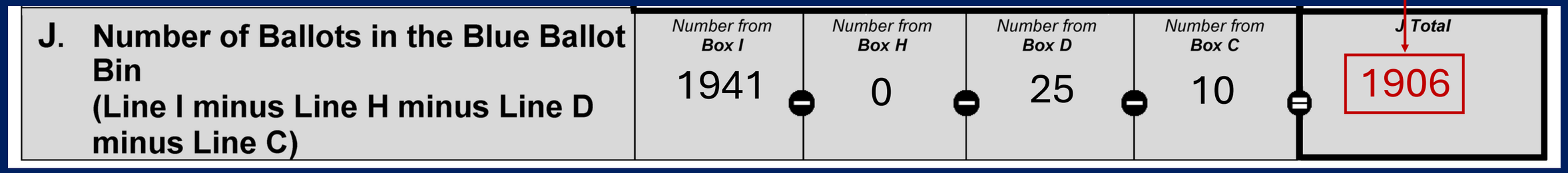

J. Number of Ballots in the Blue Ballot Bin (Line I minus Line H minus Line D minus Line C)	*Number from* ***Box I*** 1941	− *Number from* ***Box H*** 0	− *Number from* ***Box D*** 25	− *Number from* ***Box C*** 10	= ***J Total*** 1906

Ballot Bin Seals

Record the serial number on the seals used to seal the ballot bin.

Record the serial numbers of the seals used on the Blue Ballot Bin: 4000051 4000052

AFFIDAVIT

We, the undersigned election officials, do hereby certify that all voted ballots were placed in the transfer case(s) to be transferred to the central counting station

WITNESS MY HAND this _____ 20_____

dge:_____ Clerk: _____

_____ Clerk: _____

resent): _____ Clerk: _____

present): _____ Clerk: _____





(Green Results Bag), Yellow copy (Purple Ballot Bag), Pink copy (Pink Envelope #3)

Signatures

1. The judge will sign and date the form. (REQUIRED)
2. The Alternate Judge will sign. (REQUIRED)
3. Up to two poll watchers present may sign the form. (OPTIONAL)
4. Clerks may sign the form. (OPTIONAL)

Record the serial numbers of the seals used on the Blue Ballot Bin: 4000051 4000052

AFFIDAVIT

We, the undersigned election officials, do hereby certify that all voted ballots were placed in the transfer case(s) to be transferred to the central counting station.

1 WITNESS MY HAND this 12th day of December 20 26

1 Presiding Judge: Judge's Signature Clerk: Clerk 1

2 Alternate Judge: Alt. Judge's Signature Clerk: Clerk 2

3 Poll Watcher (if present): Poll Watcher 1 Clerk: Clerk 3

3 Poll Watcher (if present): Poll Watcher 2 Clerk: Clerk 4

4

White copy (Green Results Bag), Yellow copy (Purple Ballot Bag), Pink copy (Pink Envelope #3)

File Form:

1. File the white copy in the green Results Bag.
2. File the yellow copy in the purple Ballot Bag with unused ballots.
3. File the pink copy in the pink Envelope 3 (Judges envelope)

Ballot Range: 108501 to 110000

7-26
Approved by Secretary of State
Section 127.156, 65.013, Texas Election Code
9/2023

ELECTIONS DIVISION

REGISTER OF OFFICIAL BALLOTS/ BALLOT AND SEAL CERTIFICATE

Supplemental Ballot Range: 199251 to 200250

Election Title: Joint General and Special Election Location Name: Travis County Clerk Office

Date: 11-03-26 Ballot Scanner Identification Number(s): 03193304 91

INSTRUCTIONS: This is the most important form completed by the ELECTION JUDGE!
Please fill in each of the lines below and sign the form. Direct each clerk and up to two poll watchers (if present) to sign the form. File each copy of this form in the appropriate locations as directed below.

A. Number of Blank Ballots Received	Initial Ballots Issued: 1500	+ Supplemental Ballots Received: 1000	= A Total: 2500	
B. Public Count of voted Ballots from Ballot Scanner Results Tape	Public Count from Ballot Scanner: 1906			
C. Number of Emergency Ballots secured in Emergency Ballot Bag	Recorded on Ballot Transmittal Form: 10			
D. Number of voted Provisional Ballots	Number of Provisional Ballots: 25			
E. Number of Spoiled Ballots + Number of Abandoned Ballots + Unused Blank Ballots signed by the Election Judge	Number of Spoiled Ballots: 10	+ Number of Abandoned Ballots: 0	+ Number of Unused Ballots, Signed: 16	= E Total: 26
F. Number of Unused Unsigned Ballots	Number of Unused Ballots, Unsigned: 33 + (2x250) = 533			
G. Total number of Ballots accounted for (Add Lines B + C + D + E + F)	Number from Box B: 1906	+ Number from Box C: 10	+ Number from Box D: 25	+ Number from Box E: 26	+ Number from Box F: 533	= G Total: 2500
H. Total number of Ballots						H Total: 0



(if present): Poll Watcher 2 Clerk: Clerk 1

White copy (Green Results Bag), Yellow copy (Purple Ballot Bag), Pink copy (Pink Envelope #3)



Ballot Range: 108501 to 110000

7-26
Approved by Secretary of State
Section 127.156, 65.013, Texas Election Code
9/2023

ELECTIONS DIVISION

REGISTER OF OFFICIAL BALLOTS/ BALLOT AND SEAL CERTIFICATE

Supplemental Ballot Range: 199251 to 200250

Election Title: Joint General and Special Election Location Name: Travis County Clerk Office

Date: 11-03-26 Ballot Scanner Identification Number(s): 03193304 91

INSTRUCTIONS: This is the most important form completed by the ELECTION JUDGE!
Please fill in each of the lines below and sign the form. Direct each clerk and up to two poll watchers (if present) to sign the form. File each copy of this form in the appropriate locations as directed below.

A. Number of Blank Ballots Received	Initial Ballots Issued: 1500	+ Supplemental Ballots Received: 1000	= A Total: 2500	
B. Public Count of voted Ballots from Ballot Scanner Results Tape	Public Count from Ballot Scanner: 1906			
C. Number of Emergency Ballots secured in Emergency Ballot Bag	Recorded on Ballot Transmittal Form: 10			
D. Number of voted Provisional Ballots	Number of Provisional Ballots: 25			
E. Number of Spoiled Ballots + Number of Abandoned Ballots + Unused Blank Ballots signed by the Election Judge	Number of Spoiled Ballots: 10	+ Number of Abandoned Ballots: 0	+ Number of Unused Ballots, Signed: 16	= E Total: 26
F. Number of Unused Unsigned Ballots	Number of Unused Ballots, Unsigned: 33 + (2x250) = 533			

AVB-6
Prescribed by Secretary of State
Section 66.024, Texas Election Code
3-07

Records of _____ Election
held on the _____ day of _____,
20_____ in Election Precinct No. _____
in _____ County, Texas.

ENVELOPE 3

PRESIDING JUDGE KEEPS THIS ENVELOPE

NOTE TO PRECINCT PRESIDING JUDGE
Enclose in this envelope for retention in your custody:

1. List of Provisional Voters (copy)
2. Ballot Register (copy)
3. Ballot & Seal Certificate (copy)
4. Statement of Compensation (Pink copy)

Closing the Polls: Election Night

- **Call the Call Center once the last voter has voted and begin closing equipment.**
- **Bring in external materials:**
  - **Curbside**
  - **ADA remediations**
- **Call the Call Center when Judges are heading to (CRS)Central Receiving Station.**

Central Receiving Station (CRS)

Follow steps on Closing Checklist + Training Manual

**** Both the <u>Green Results Bag</u> and the <u>Red Emergency Bag</u> must be turned in at the front at 5501 Airport Blvd****

USB STICK'S BARCODE MUST FACE OUT





<u>Security keys and Site keys must be turned in at Election Day Closeout</u>

Training Manual Page: 136

Elections Training Center



Scan with your smartphone camera!

https://votetravis.gov/online-training-center/